

DOUBLE INCOME FUND

**Dedication
Discipline
Dividend Driven**

www.callfund.eu

Fund Fact Sheet

January 2025

Portfolio Characteristics

- Covered Call Writing
- Dividend capture
- Large capitalised shares – minimal €1.5 Billion
- Automatic reinvestment
- Euro denominated positions only
- Permanent partial protection

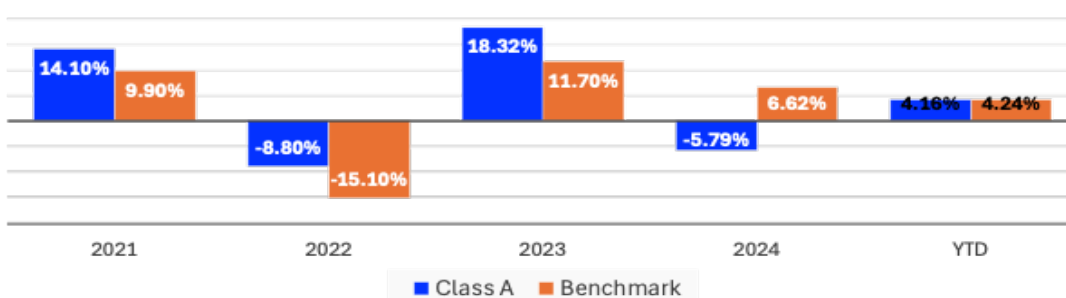
NAV (Euro)


NAV

Class A Lead Series: 100,134

NAV confirmed by  AssetCare

Performance of Class A versus Benchmark – Time Weighted Return



Fund Performance excluding fees supplied by  InteractiveBrokers

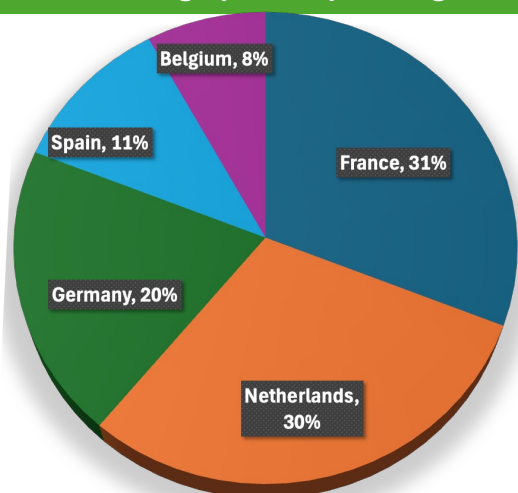
Top 5 Positions

Name	% of Portfolio
Randstad	10.10
Repsol	10.06
Shell	7.82
Brenntag	7.33
Bayer	7.31

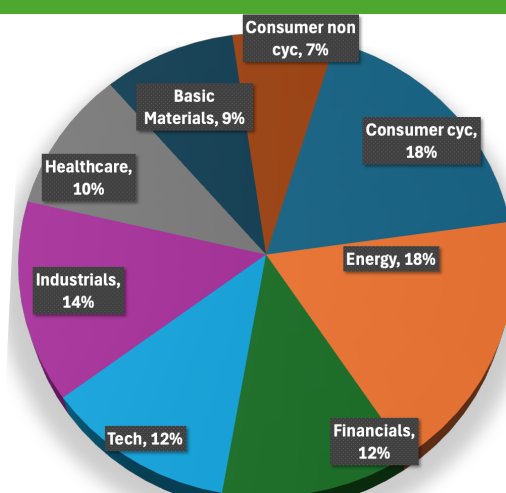
Benchmark:

- 50% Euro Stoxx 50 (total return)
- 50% Bloomberg Euro Government Bond Ucits ETF (total return)

Geographical Spreading



Investment Sectors



Fund Information

Administrator	 AssetCare
Custodian	 InteractiveBrokers
Auditor	 CEDER
Broker	 LYNX
Dealing Days	1 st Working Day of Each Month
Cut off Days	5 Working Days Before Month End

Share Information

Class A	
Inception	01/01/2020
Management Fee	1.20%
Performance Fee	15.00% (high watermark)
Performance Hurdle	5%
No Entrance Fee	

DOUBLE INCOME FUND

**Dedication
Discipline
Dividend Driven**

www.callfund.eu

Fund Fact Sheet

February 2025


Portfolio Characteristics

- Covered Call Writing
- Dividend capture
- Large capitalised shares – minimal €1.5 Billion
- Automatic reinvestment
- Euro denominated positions only
- Permanent partial protection

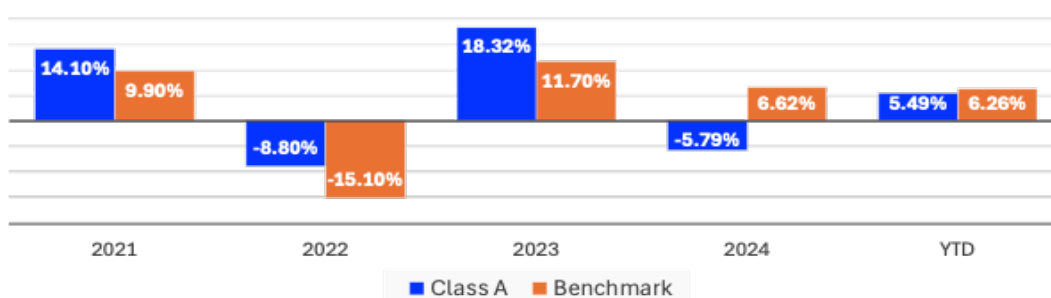
NAV (Euro)


NAV

Class A Lead Series: 105,005

NAV confirmed by  AssetCare

Performance of Class A versus Benchmark – Time Weighted Return



Fund Performance excluding fees supplied by  InteractiveBrokers

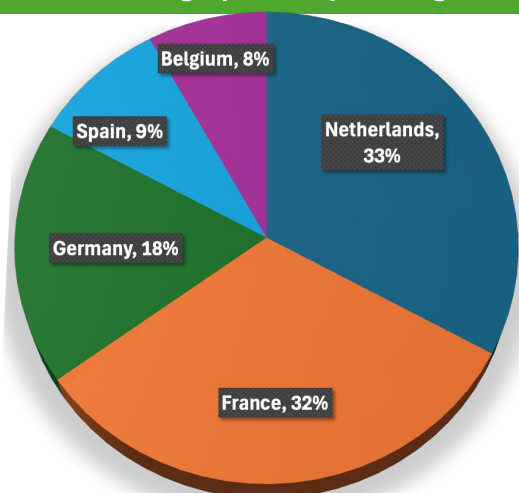
Top 5 Positions

Name	% of Portfolio
Carrefour	9.15
Repsol	8.80
ASML	8.08
Proximus	7.88
BNP-ParisBas	7.81

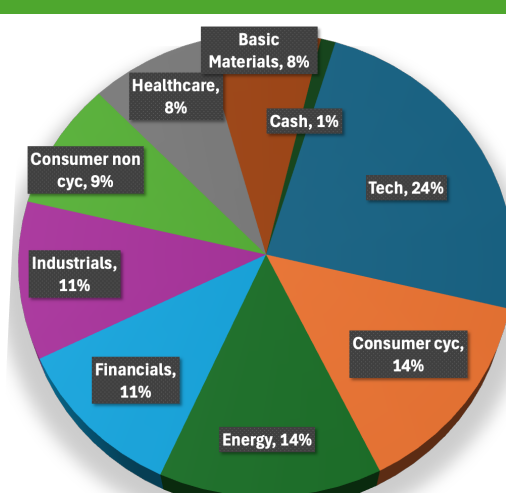
Benchmark:

- 50% Euro Stoxx 50 (total return)
- 50% Bloomberg Euro Government Bond Ucits ETF (total return)

Geographical Spreading



Investment Sectors



Fund Information

Administrator	 AssetCare
Custodian	 InteractiveBrokers
Auditor	 CEDER
Broker	 LYNX
Dealing Days	1 st Working Day of Each Month
Cut off Days	5 Working Days Before Month End

Share Information

Class A	
Inception	01/01/2020
Management Fee	1.20%
Performance Fee	15.00% (high watermark)
Performance Hurdle	5%
No Entrance Fee	

DOUBLE INCOME FUND

**Dedication
Discipline
Dividend Driven**

www.callfund.eu

Fund Fact Sheet

March 2025

Portfolio Characteristics

- Covered Call Writing
- Dividend capture
- Large capitalised shares – minimal €1.5 Billion
- Automatic reinvestment
- Euro denominated positions only
- Permanent partial protection

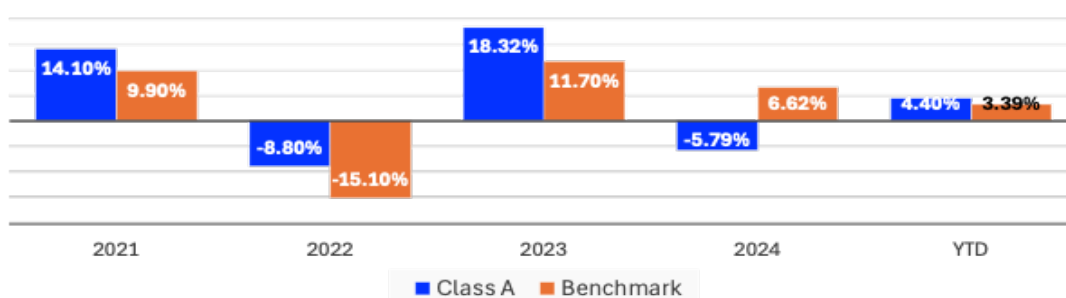
NAV (Euro)


NAV

Class A Lead Series: 107,626

NAV confirmed by  AssetCare

Performance of Class A versus Benchmark – Time Weighted Return



Fund Performance excluding fees supplied by  InteractiveBrokers

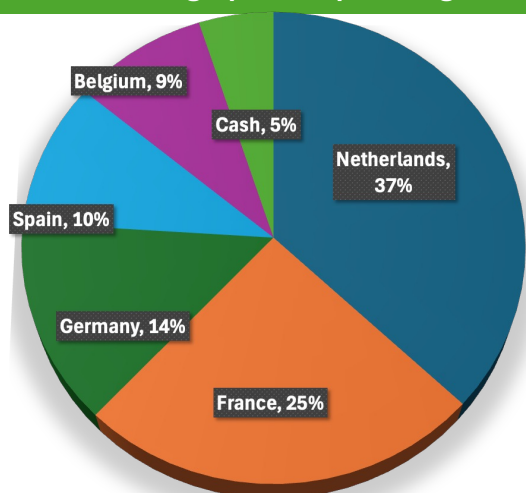
Top 5 Positions

Name	% of Portfolio
Cap Gemini	10.12
Signify	9.74
Carrefour	9.69
Proximus	9.17
Repsol	9.01

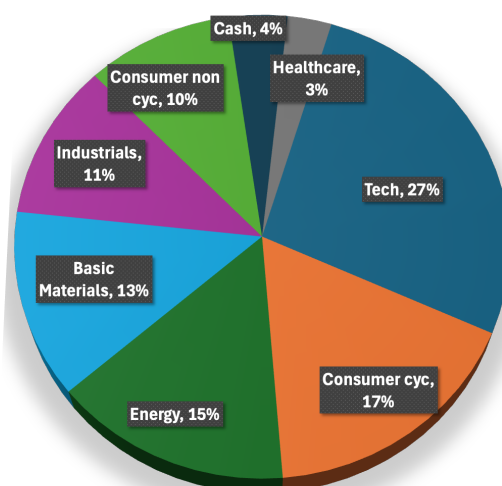
Benchmark:

- 50% Euro Stoxx 50 (total return)
- 50% Bloomberg Euro Government Bond Ucits ETF (total return)

Geographical Spreading



Investment Sectors



Fund Information

Administrator	 AssetCare
Custodian	 InteractiveBrokers
Auditor	 CEDER
Broker	 LYNX
Dealing Days	1 st Working Day of Each Month
Cut off Days	5 Working Days Before Month End

Share Information

	Class A
Inception	01/01/2020
Management Fee	1.20%
Performance Fee	15.00% (high watermark)
Performance Hurdle	5%
	No Entrance Fee

DOUBLE INCOME FUND

**Dedication
Discipline
Dividend Driven**

www.callfund.eu

Fund Fact Sheet

April 2025


Portfolio Characteristics

- Covered Call Writing
- Dividend capture
- Large capitalised shares – minimal €1.5 Billion
- Automatic reinvestment
- Euro denominated positions only
- Permanent partial protection

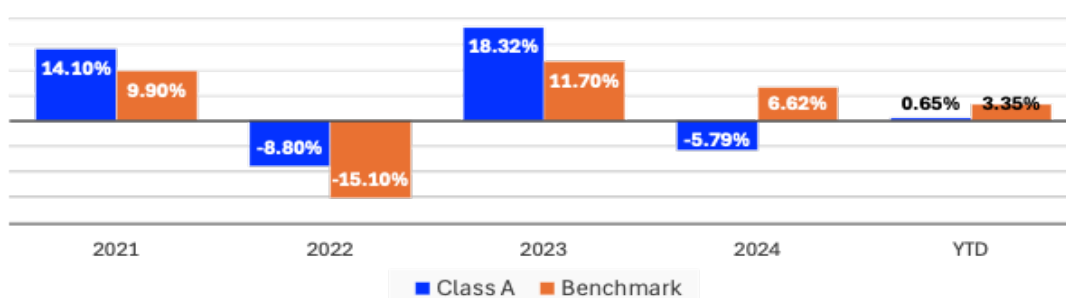
NAV (Euro)


NAV

Class A Lead Series: 110,638

NAV confirmed by  AssetCare

Performance of Class A versus Benchmark – Time Weighted Return



Fund Performance excluding fees supplied by  InteractiveBrokers

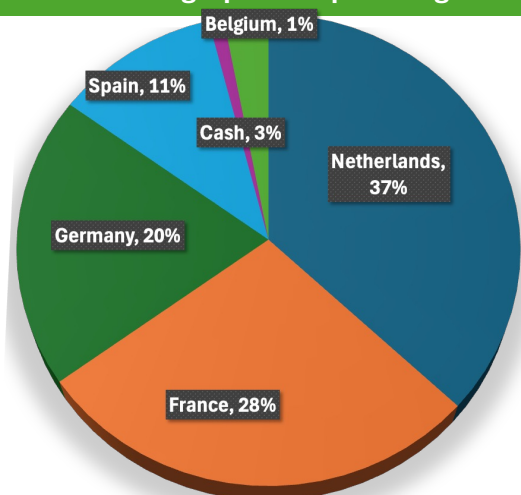
Top 5 Positions

Name	% of Portfolio
Cap Gemini	10.67
Repsol	10.31
Arcadis	8.13
Carrefour	7.78
ASML	7.41

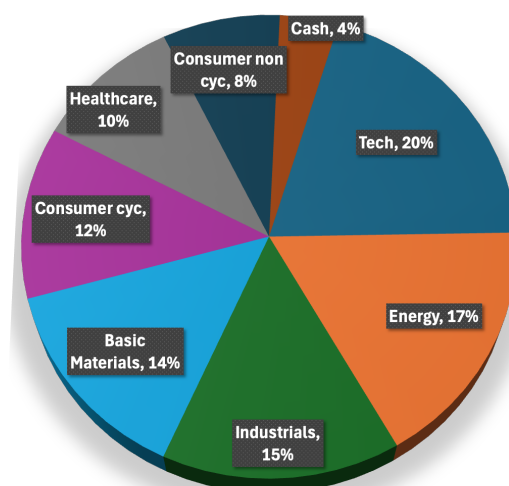
Benchmark:

- 50% Euro Stoxx 50 (total return)
- 50% Bloomberg Euro Government Bond Ucits ETF (total return)

Geographical Spreading



Investment Sectors



Fund Information

Administrator	 AssetCare
Custodian	 InteractiveBrokers
Auditor	 CEDER
Broker	 LYNX
Dealing Days	1 st Working Day of Each Month
Cut off Days	5 Working Days Before Month End

Share Information

Class A	
Inception	01/01/2020
Management Fee	1.20%
Performance Fee	15.00% (high watermark)
Performance Hurdle	5%
No Entrance Fee	

DOUBLE INCOME FUND

**Dedication
Discipline
Dividend Driven**

www.callfund.eu

Fund Fact Sheet

May 2025

Portfolio Characteristics

- Covered Call Writing
- Dividend capture
- Large capitalised shares – minimal €1.5 Billion
- Automatic reinvestment
- Euro denominated positions only
- Permanent partial protection

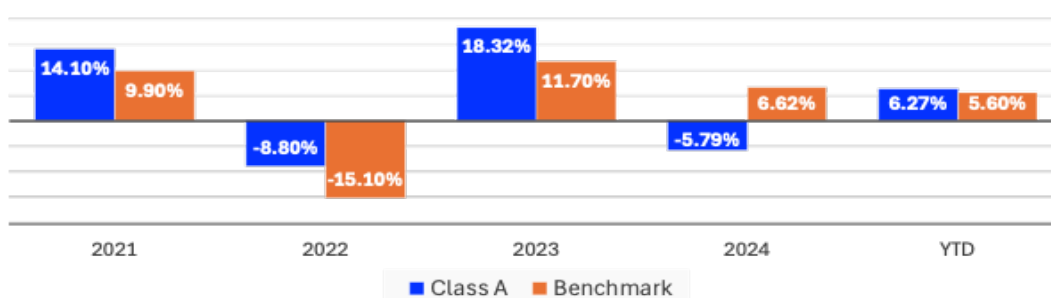
NAV (Euro)


NAV

Class A Lead Series:101,196

NAV confirmed by  AssetCare

Performance of Class A versus Benchmark – Time Weighted Return



Fund Performance excluding fees supplied by  InteractiveBrokers

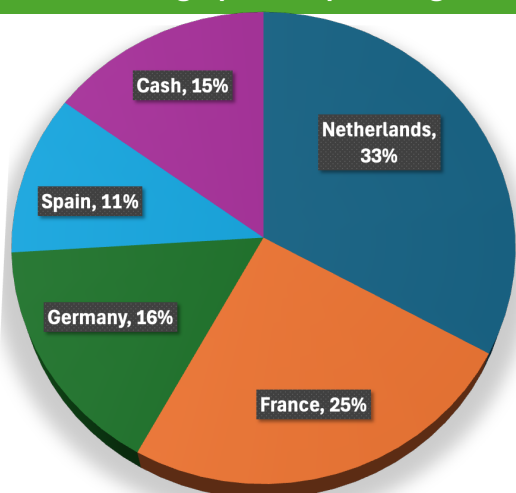
Top 5 Positions

Name	% of Portfolio
Cash	14.59
Repsol	10.63
Cap Gemini	10.49
Arcadis	8.16
ASML	7.82

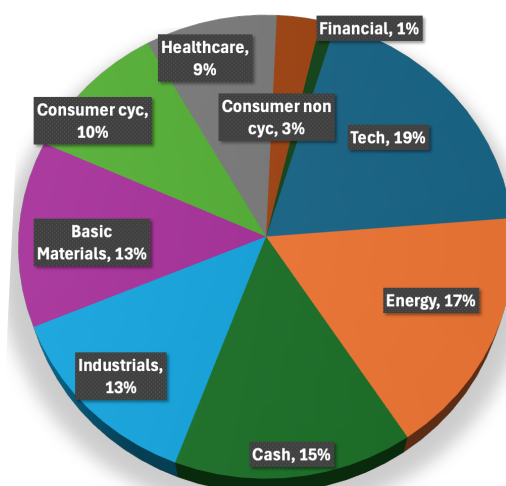
Benchmark:

- 50% Euro Stoxx 50 (total return)
- 50% Bloomberg Euro Government Bond Ucits ETF (total return)

Geographical Spreading



Investment Sectors



Fund Information

Administrator	 AssetCare
Custodian	 InteractiveBrokers
Auditor	 CEDER
Broker	 LYNX
Dealing Days	1 st Working Day of Each Month
Cut off Days	5 Working Days Before Month End

Share Information

Class A	
Inception	01/01/2020
Management Fee	1.20%
Performance Fee	15.00% (high watermark)
Performance Hurdle	5%
No Entrance Fee	

DOUBLE INCOME FUND

**Dedication
Discipline
Dividend Driven**

www.callfund.eu

Fund Fact Sheet

June 2025

Portfolio Characteristics

- Covered Call Writing
- Dividend capture
- Large capitalised shares – minimal €1.5 Billion
- Automatic reinvestment
- Euro denominated positions only
- Permanent partial protection

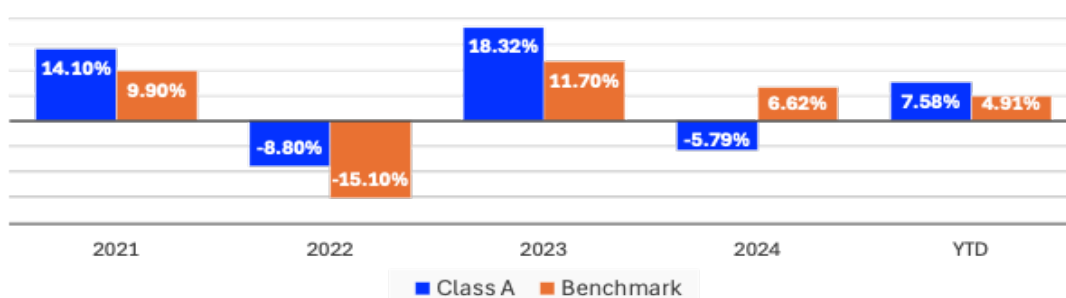
NAV (Euro)


NAV

Class A Lead Series: 102,211

NAV confirmed by  AssetCare

Performance of Class A versus Benchmark – Time Weighted Return



Fund Performance excluding fees supplied by  InteractiveBrokers

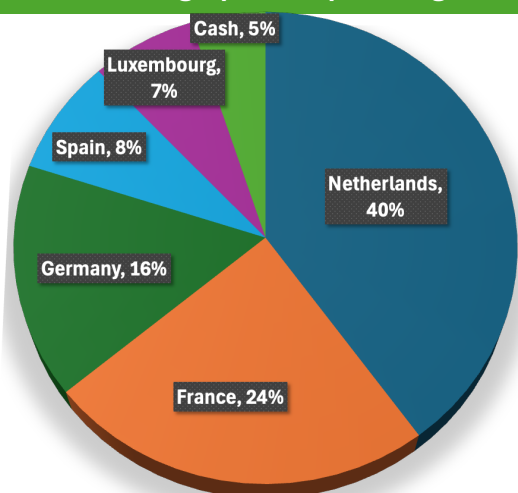
Top 5 Positions

Name	% of Portfolio
Cap Gemini	10.33
BASF	8.44
ASML	8.04
Sanofi	7.80
Repsol	7.38

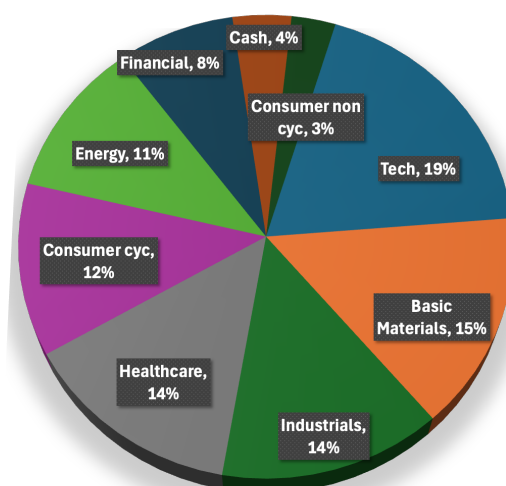
Benchmark:

- 50% Euro Stoxx 50 (total return)
- 50% Bloomberg Euro Government Bond Ucits ETF (total return)

Geographical Spreading



Investment Sectors



Fund Information

Administrator	 AssetCare
Custodian	 InteractiveBrokers
Auditor	 CEDER
Broker	 LYNX
Dealing Days	1 st Working Day of Each Month
Cut off Days	5 Working Days Before Month End

Share Information

Class A	
Inception	01/01/2020
Management Fee	1.20%
Performance Fee	15.00% (high watermark)
Performance Hurdle	5%
No Entrance Fee	

DOUBLE INCOME FUND

**Dedication
Discipline
Dividend Driven**

www.callfund.eu

Fund Fact Sheet

July 2025

Portfolio Characteristics

- Covered Call Writing
- Dividend capture
- Large capitalised shares – minimal €1.5 Billion
- Automatic reinvestment
- Euro denominated positions only
- Permanent partial protection

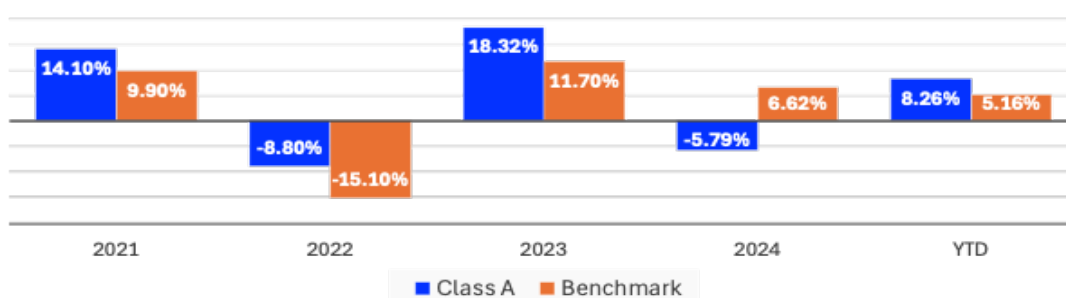
NAV (Euro)


NAV

Class A Lead Series: 102,613

NAV confirmed by  AssetCare

Performance of Class A versus Benchmark – Time Weighted Return



Fund Performance excluding fees supplied by  InteractiveBrokers

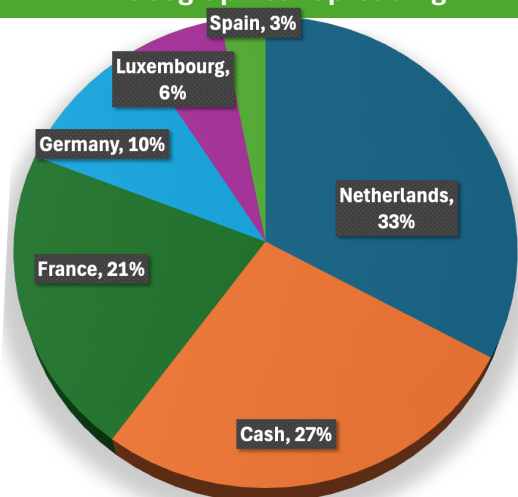
Top 5 Positions

Name	% of Portfolio
Cash	27.17
Cap Gemini	9.27
ASML	7.23
CVC	5.99
Randstad	5.92

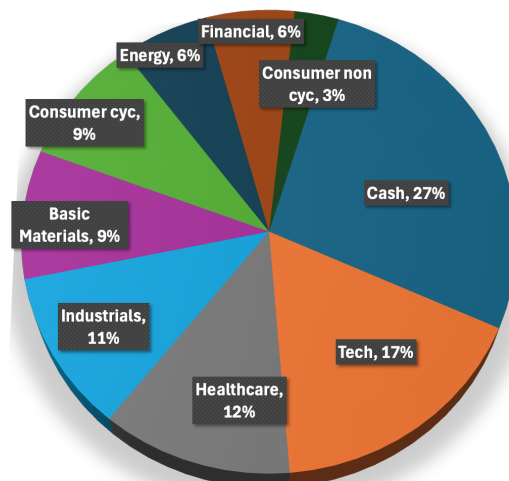
Benchmark:

- 50% Euro Stoxx 50 (total return)
- 50% Bloomberg Euro Government Bond Ucits ETF (total return)

Geographical Spreading



Investment Sectors



Fund Information

Administrator	 AssetCare
Custodian	 InteractiveBrokers
Auditor	 CEDER
Broker	 LYNX
Dealing Days	1 st Working Day of Each Month
Cut off Days	5 Working Days Before Month End

Share Information

Class A	
Inception	01/01/2020
Management Fee	1.20%
Performance Fee	15.00% (high watermark)
Performance Hurdle	5%
No Entrance Fee	

DOUBLE INCOME FUND

**Dedication
Discipline
Dividend Driven**

www.callfund.eu

Fund Fact Sheet

August 2025

Portfolio Characteristics

- Covered Call Writing
- Dividend capture
- Large capitalised shares – minimal €1.5 Billion
- Automatic reinvestment
- Euro denominated positions only
- Permanent partial protection

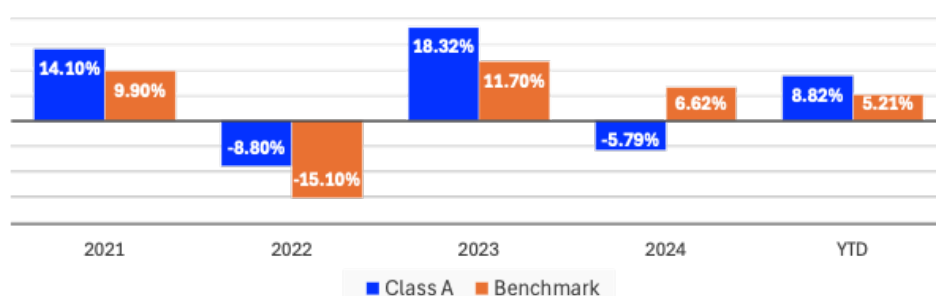
NAV (Euro)


NAV

Class A Lead Series: 103,057

NAV confirmed by  AssetCare

Performance of Class A versus Benchmark – Time Weighted Return



Fund Performance excluding fees supplied by  InteractiveBrokers

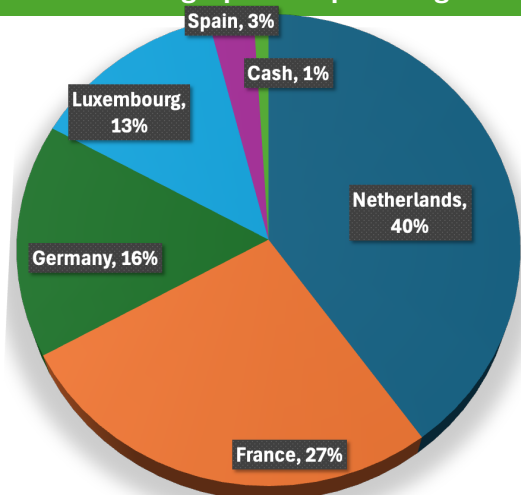
Top 5 Positions

Name	% of Portfolio
ASML	9.94
Cap Gemini	9.49
CVC	8.08
Sanofi	7.92
Brenntag	7.43

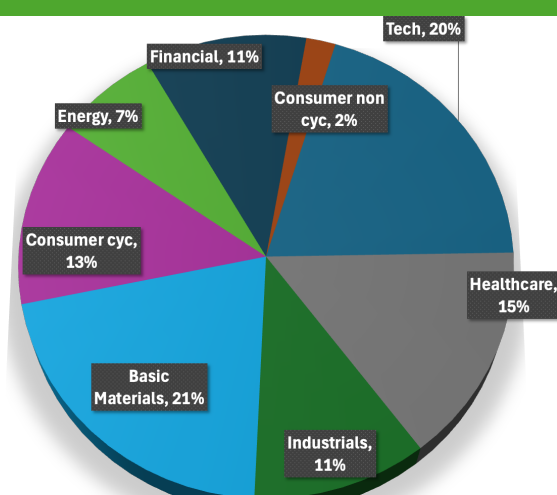
Benchmark:

- 50% Euro Stoxx 50 (total return)
- 50% Bloomberg Euro Government Bond Ucits ETF (total return)

Geographical Spreading



Investment Sectors



Fund Information

Administrator	 AssetCare
Custodian	 InteractiveBrokers
Auditor	 CEDER
Broker	 LYNX
Dealing Days	1 st Working Day of Each Month
Cut off Days	5 Working Days Before Month End

Share Information

Class A	
Inception	01/01/2020
Management Fee	1.20%
Performance Fee	15.00% (high watermark)
Performance Hurdle	5%
No Entrance Fee	

DOUBLE INCOME FUND

**Dedication
Discipline
Dividend Driven**

www.callfund.eu

Fund Fact Sheet

September 2025


Portfolio Characteristics

- Covered Call Writing
- Dividend capture
- Large capitalised shares – minimal €1.5 Billion
- Automatic reinvestment
- Euro denominated positions only
- Permanent partial protection

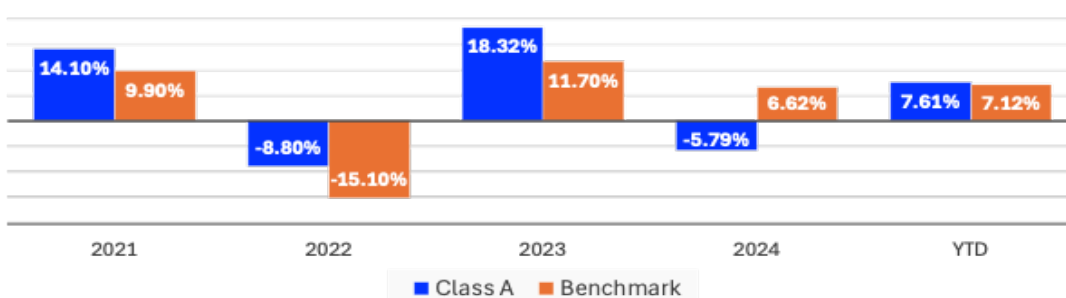
NAV (Euro)


NAV

Class A Lead Series: 101.61

NAV confirmed by  AssetCare

Performance of Class A versus Benchmark – Time Weighted Return



Fund Performance excluding fees supplied by  InteractiveBrokers

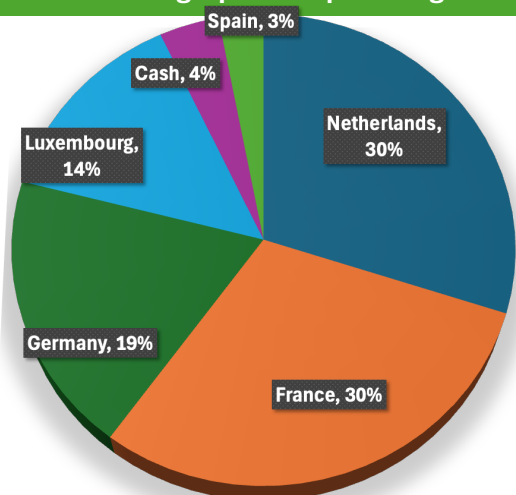
Top 5 Positions

Name	% of Portfolio
Sanofi	9.95
Cap Gemini	9.78
CVC	9.39
Arcadis	7.47
Brenntag	7.26

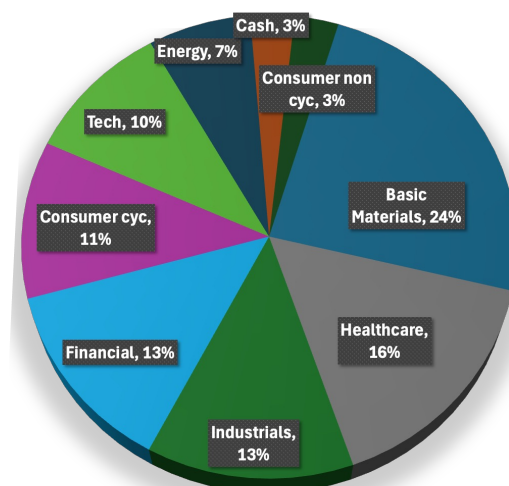
Benchmark:

- 50% Euro Stoxx 50 (total return)
- 50% Bloomberg Euro Government Bond Ucits ETF (total return)

Geographical Spreading



Investment Sectors



Fund Information

Administrator	 AssetCare
Custodian	 InteractiveBrokers
Auditor	 CEDER
Broker	 LYNX
Dealing Days	1 st Working Day of Each Month
Cut off Days	5 Working Days Before Month End

Share Information

Class A	
Inception	01/01/2020
Management Fee	1.20%
Performance Fee	15.00% (high watermark)
Performance Hurdle	5%
No Entrance Fee	

DOUBLE INCOME FUND

**Dedication
Discipline
Dividend Driven**

www.callfund.eu

Fund Fact Sheet

October 2025


Portfolio Characteristics

- Covered Call Writing
- Dividend capture
- Large capitalised shares – minimal €1.5 Billion
- Automatic reinvestment
- Euro denominated positions only
- Permanent partial protection

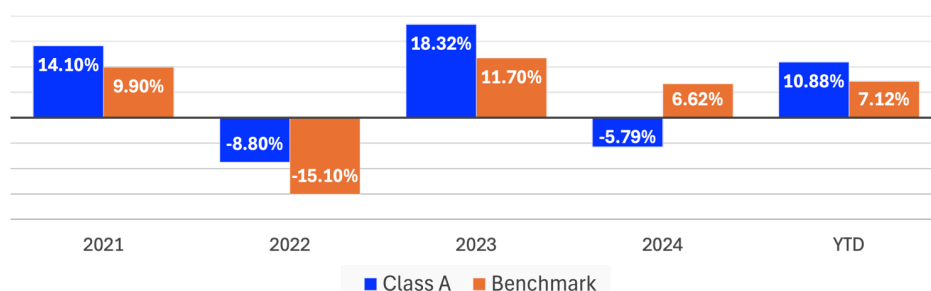
NAV (Euro)


NAV

Class A Lead Series: 104.48

NAV confirmed by  AssetCare

Performance of Class A versus Benchmark – Time Weighted Return



Fund Performance excluding fees supplied by  InteractiveBrokers

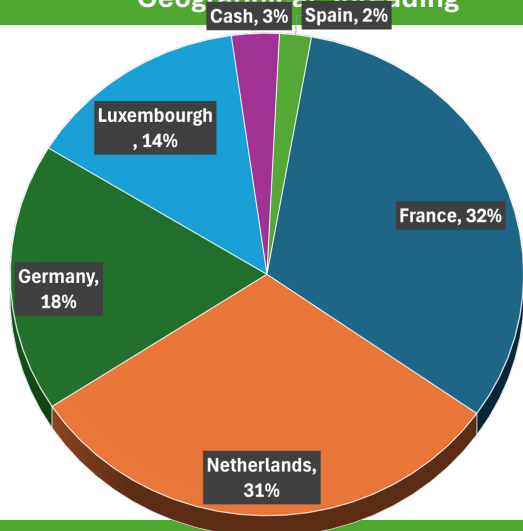
Top 5 Positions

Name	% of Portfolio
Sanofi	10.67
Cap Gemini	10.16
CVC	9.93
Evonik	7.74
Brenntag	7.33

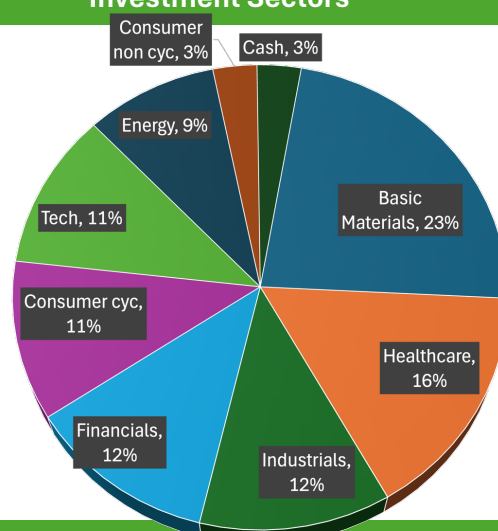
Benchmark:

- 50% Euro Stoxx 50 (total return)
- 50% Bloomberg Euro Government Bond Ucits ETF (total return)

Geographical Spreading



Investment Sectors



Fund Information

Administrator	 AssetCare
Custodian	 InteractiveBrokers
Auditor	 CEDER
Broker	 LYNX
Dealing Days	1 st Working Day of Each Month
Cut off Days	5 Working Days Before Month End

Share Information

Class A	
Inception	01/01/2020
Management Fee	1.20%
Performance Fee	15.00% (high watermark)
Performance Hurdle	5%
No Entrance Fee	

DOUBLE INCOME FUND

**Dedication
Discipline
Dividend Driven**

www.callfund.eu

Fund Fact Sheet

November 2025

Portfolio Characteristics

- Covered Call Writing
- Dividend capture
- Large capitalised shares – minimal €1.5 Billion
- Automatic reinvestment
- Euro denominated positions only
- Permanent partial protection

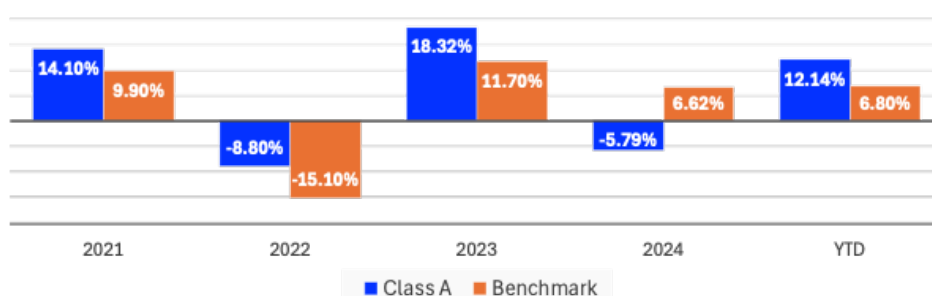
NAV (Euro)


NAV

Class A Lead Series: 105.57

NAV confirmed by  AssetCare

Performance of Class A versus Benchmark – Time Weighted Return



Fund Performance excluding fees supplied by  InteractiveBrokers

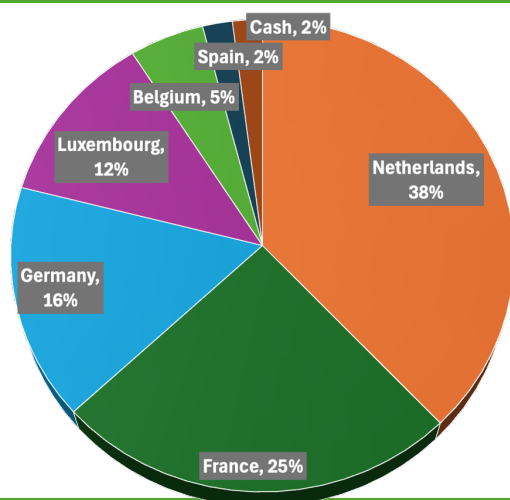
Top 5 Positions

Name	% of Portfolio
Cap Gemini	10.33
CVC	10.04
Randstad	9.76
Arcadis	8.76
Evonik	8.13

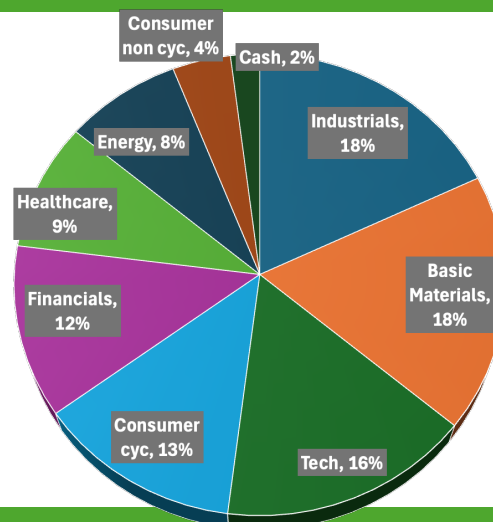
Benchmark:

- 50% Euro Stoxx 50 (total return)
- 50% Bloomberg Euro Government Bond Ucits ETF (total return)

Geographical Spreading



Investment Sectors



Fund Information

Administrator	 AssetCare
Custodian	 InteractiveBrokers
Auditor	 CEDER
Broker	 LYNX
Dealing Days	1 st Working Day of Each Month
Cut off Days	5 Working Days Before Month End

Share Information

Class A	
Inception	01/01/2020
Management Fee	1.20%
Performance Fee	15.00% (high watermark)
Performance Hurdle	5%
No Entrance Fee	

DOUBLE INCOME FUND

**Dedication
Discipline
Dividend Driven**

www.callfund.eu

Fund Fact Sheet

December 2025


Portfolio Characteristics

- Covered Call Writing
- Dividend capture
- Large capitalised shares – minimal €1.5 Billion
- Automatic reinvestment
- Euro denominated positions only
- Permanent partial protection

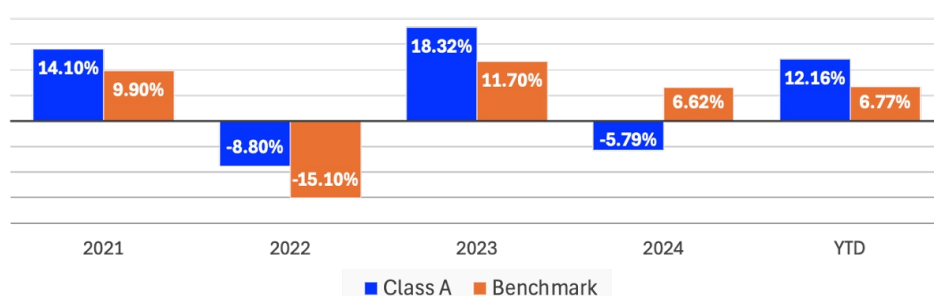
NAV (Euro)


NAV

Class A Lead Series: 105.266

NAV confirmed by  AssetCare

Performance of Class A versus Benchmark – Time Weighted Return



Fund Performance excluding fees supplied by  InteractiveBrokers

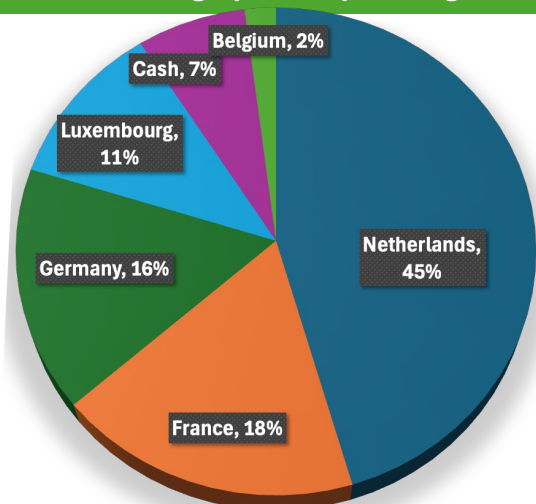
Top 5 Positions

Name	% of Portfolio
Cap Gemini	10.91
Randstad	10.43
CVC	10.09
Arcadis	9.27
Evonik	8.61

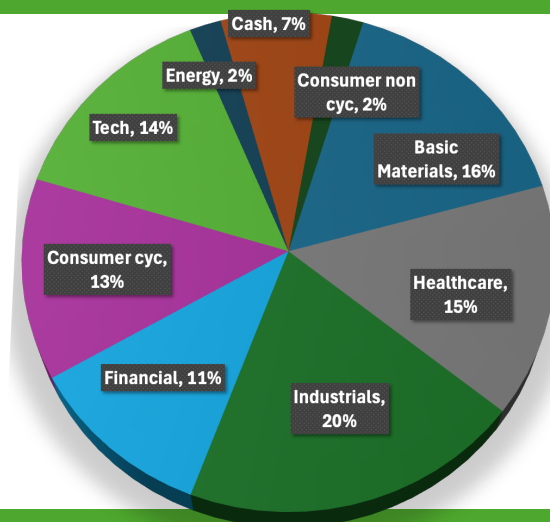
Benchmark:

- 50% Euro Stoxx 50 (total return)
- 50% Bloomberg Euro Government Bond Ucits ETF (total return)


Geographical Spreading



Investment Sectors



Fund Information

Administrator	 AssetCare
Custodian	 InteractiveBrokers
Auditor	 CEDER
Broker	 LYNX
Dealing Days	1 st Working Day of Each Month
Cut off Days	5 Working Days Before Month End

Share Information

Class A	
Inception	01/01/2020
Management Fee	1.20%
Performance Fee	15.00% (high watermark)
Performance Hurdle	5%
No Entrance Fee	